



SHUFFLE 180 LGT



SHUFFLE is a connected, modular approach to city hardware - with its plug-and-play rotatable modules that contain pre-certified hardware, it can be configured to suit your specific needs.

KEY ADVANTAGES

- > **Seamless integration in the SHUFFLE column**
- > **Numerous lighting configurations**
- > **Remote control lighting through NEMA 7-pin or Zhaga socket**
- > **Easy installation with patented mounting system**

The SHUFFLE 180 LGT modules enhances the different SHUFFLE lighting options by directing light towards a specific surrounding area. The array of options and configurations are carefully designed to offer a lighting solution for any particular situation.

LED colour, power, type of optic, control options, electrical class, protector type, etc. are all standard options that provide opportunities to enhance surroundings in a playful way. All options are then connected to Schröder's versatile, open and interoperable Owlet lighting remote control system.

Modules are carefully designed and manufactured from high-grade, die-cast, high-pressure aluminium with clear or frosted protectors used to secure and protect the module from the elements. Extruded aluminium is also used to achieve the cylindrical shape, with fasteners in stainless steel. The reflectors are in highly reflective anodised aluminium. The housing is finished with a high-grade polyester powder paint in a variety of colours, offering the customer endless possibilities.



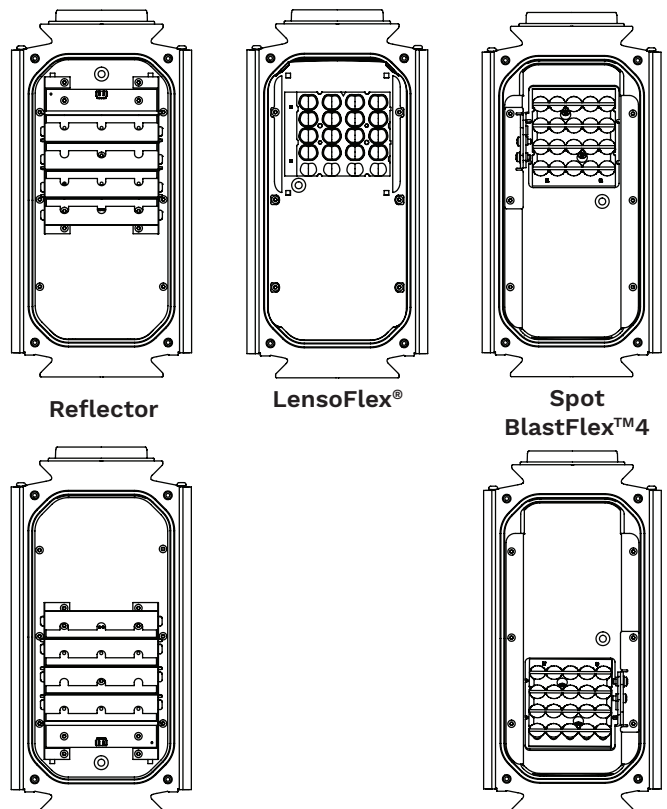
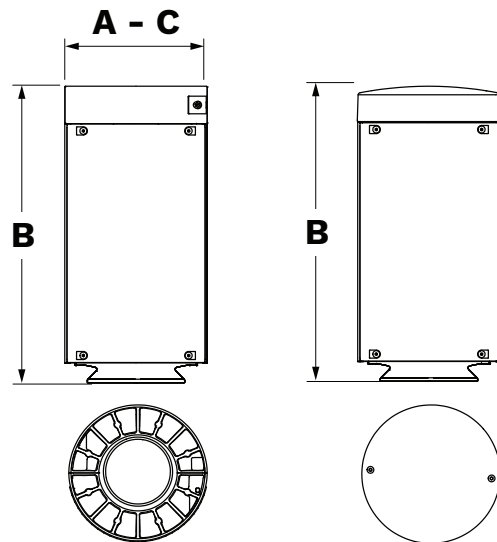
SHUFFLE 180 LGT | CHARACTERISTICS

KEY FEATURES

- > **Highly reflective anodised aluminium reflector**
- > **Lumen package range: 2600lm to 6200lm (SH18L - Reflector)**
- > **Lumen package range: 2100lm to 5600lm (SH18L - LensoFlex®)**
- > **Lumen package range: 2400 lm to 5200lm (SH18L - Spot)**
- > **Neutral or warm white LEDs**
- > **Up/Down architectural lighting (on-site adjustment)**
- > **Spot - On-site inclination angle settings: -20/+30°**

DIMENSIONS AND MOUNTING

AxBxC (mm inch)	194x403x194 7.6x15.9x7.6
Weight (kg lbs)	6.1 13.4
Aerodynamic resistance (CxS)	0.08
Mounting possibilities	Clamps



SHUFFLE 180 LGT - REFLECTOR | CHARACTERISTICS

GENERAL

Recommended installation height	3m to 6.8m 9.8' to 22.3'
Driver included	Yes
CE Mark	Yes
CB Mark	Yes
UKCA Certified	Yes
ENEC+ Certified	Yes
RoHS Compliant	Yes
Testing standard	LM 79-08 (all measurements in ISO17025 accredited laboratory)

HOUSING AND FINISH

Housing	Aluminum
Protector	Polycarbonate
Reflector	Aluminum
Housing finish	Polyester powder coating
Standard colour	AKZO grey 900 sanded*
Tightness level	IP 66
Impact resistance	IK 09

*any other RAL or AKZO colour upon request

OPERATING CONDITIONS

Operating temperature range (Ta)	-40°C up to 55°C / -40°F up to 131°F with wind effect*
----------------------------------	--

*Depending on the module configuration. For more details, please contact us.

SHUFFLE

SHUFFLE Pole model	1 door 2 doors same side 2 doors opposite 3 doors
SHUFFLE Components	Mains box Lighting box
Position on pole	Any position

ELECTRICAL

Electrical class	Class I EU, Class II EU
Nominal voltage	220-240V 50/60Hz 120-277V 50/60Hz
Power factor (at full load)	0.95+
Surge protection options (kV)	10
Electromagnetic compatibility (EMC)	EN 55015 / EN 61000-3-2 / EN 61547/ EN 61000-4-2 / EN 61000-4-3 / EN 61000-4-4 / EN 61000-4-5 / EN 61000-4-6 / EN 61000-4-8 / EN 61000-4-11
Control protocol(s)	1-10V, DALI
Control options	Bi-power, Custom dimming profile, Photocell
Socket	NEMA 7-pin Zhaga
Associated control system(s)	Owlet IoT
Sensor	PIR (optional)

OPTICAL INFORMATION

LED colour temperature	2700K (Warm White 727) 3000K (warm White 730) 3000K (Warm White 830) 4000K (Neutral White 740)
Colour rendering index (CRI)	>70 (Warm White 727) >70 (Warm White 730) >80 (Warm White 830) >70 (Neutral White 740)
Upward Light Output Ratio (ULOR)	<3%*

*ULOR may be different according to the configuration. Please consult us.

LIFETIME OF THE LEDS @ TQ 25°C

All configurations	100,000h - L95
--------------------	----------------

SHUFFLE 180 LGT - LENSOFLEX® | CHARACTERISTICS

GENERAL

Recommended installation height	3m to 6.8m 9.8' to 22.3'
Driver included	Yes
CE Mark	Yes
CB Mark	Yes
UKCA Certified	Yes
ENEC+ Certified	Yes
RoHS Compliant	Yes
Testing standard	LM 79-08 (all measurements in ISO17025 accredited laboratory)

HOUSING AND FINISH

Housing	Aluminum
Optic	PMMA
Protector	Polycarbonate
Reflector	Aluminum
Housing finish	Polyester powder coating
Standard colour	AKZO grey 900 sanded*
Tightness level	IP 66
Impact resistance	IK 09

*any other RAL or AKZO colour upon request

OPERATING CONDITIONS

Operating temperature range (Ta)	-40°C up to 55°C / -40°F up to 131°F with wind effect*
----------------------------------	--

*Depending on the module configuration. For more details, please contact us.

SHUFFLE

SHUFFLE Pole model	1 door 2 doors same side 2 doors opposite 3 doors
SHUFFLE Components	Mains box Lighting box
Position on pole	Any position

ELECTRICAL

Electrical class	Class I EU, Class II EU
Nominal voltage	220-240V 50/60Hz 120-277V 50/60Hz
Power factor (at full load)	0.95+
Surge protection options (kV)	10
Electromagnetic compatibility (EMC)	EN 55015 / EN 61000-3-2 / EN 61547/ EN 61000-4-2 / EN 61000-4-3 / EN 61000-4-4 / EN 61000-4-5 / EN 61000-4-6 / EN 61000-4-8 / EN 61000-4-11
Control protocol(s)	1-10V, DALI
Control options	Bi-power, Custom dimming profile, Photocell
Socket	NEMA 7-pin Zhaga
Associated control system(s)	Owlet IoT
Sensor	PIR (optional)

OPTICAL INFORMATION

LED colour	2700K (Warm White 727) 3000K (warm White 730) 3000K (Warm White 830) 4000K (Neutral White 740)
Colour rendering index (CRI)	>70 (Warm White 727) >70 (Warm White 730) >80 (Warm White 830) >70 (Neutral White 740)
Upward Light Output Ratio (ULOR)	<3%*

*ULOR may be different according to the configuration. Please consult us.

LIFETIME OF THE LEDS @ TQ 25°C

All configurations	100,000h - L95
--------------------	----------------

SHUFFLE 180 LGT - SPOT | CHARACTERISTICS

GENERAL

Recommended installation height	3m to 6.8m 9.8' to 22.3'
Driver included	Yes
CE Mark	Yes
CB Mark	Yes
UKCA Certified	Yes
ENEC+ Certified	Yes
RoHS Compliant	Yes
Testing standard	LM 79-08 (all measurements in ISO17025 accredited laboratory)

HOUSING AND FINISH

Housing	Aluminum
Optic	PMMA
Protector	Polycarbonate
Housing finish	Polyester powder coating
Standard colour	AKZO grey 900 sanded*
Tightness level	IP 66
Impact resistance	IK 09

*any other RAL or AKZO colour upon request

OPERATING CONDITIONS

Operating temperature range (Ta)	-40°C up to 45°C / -40°F up to 113°F with wind effect*
----------------------------------	--

*Depending on the module configuration. For more details, please contact us.

SHUFFLE

SHUFFLE Pole model	1 door 2 doors same side 2 doors opposite 3 doors
SHUFFLE Components	Mains box Lighting box
Position on pole	Any position

ELECTRICAL

Electrical class	Class I EU, Class II EU
Nominal voltage	220-240V 50/60Hz 120-277V 50/60Hz
Power factor (at full load)	0.95+
Surge protection options (kV)	10
Electromagnetic compatibility (EMC)	EN 55015 / EN 61000-3-2 / EN 61547/ EN 61000-4-2 / EN 61000-4-3 / EN 61000-4-4 / EN 61000-4-5 / EN 61000-4-6 / EN 61000-4-8 / EN 61000-4-11
Control protocol(s)	1-10V, DALI
Control options	Bi-power, Custom dimming profile, Photocell
Socket	NEMA 7-pin Zhaga
Associated control system(s)	Owlet IoT
Sensor	PIR (optional)



OPTICAL INFORMATION

LED colour temperature	2700K (Warm White 727) 3000K (warm White 730) 3000K (Warm White 830) 4000K (Neutral White 740)
Colour rendering index (CRI)	>70 (Warm White 727) >70 (Warm White 730) >80 (Warm White 830) >70 (Neutral White 740)

LIFETIME OF THE LEDS @ TQ 25°C

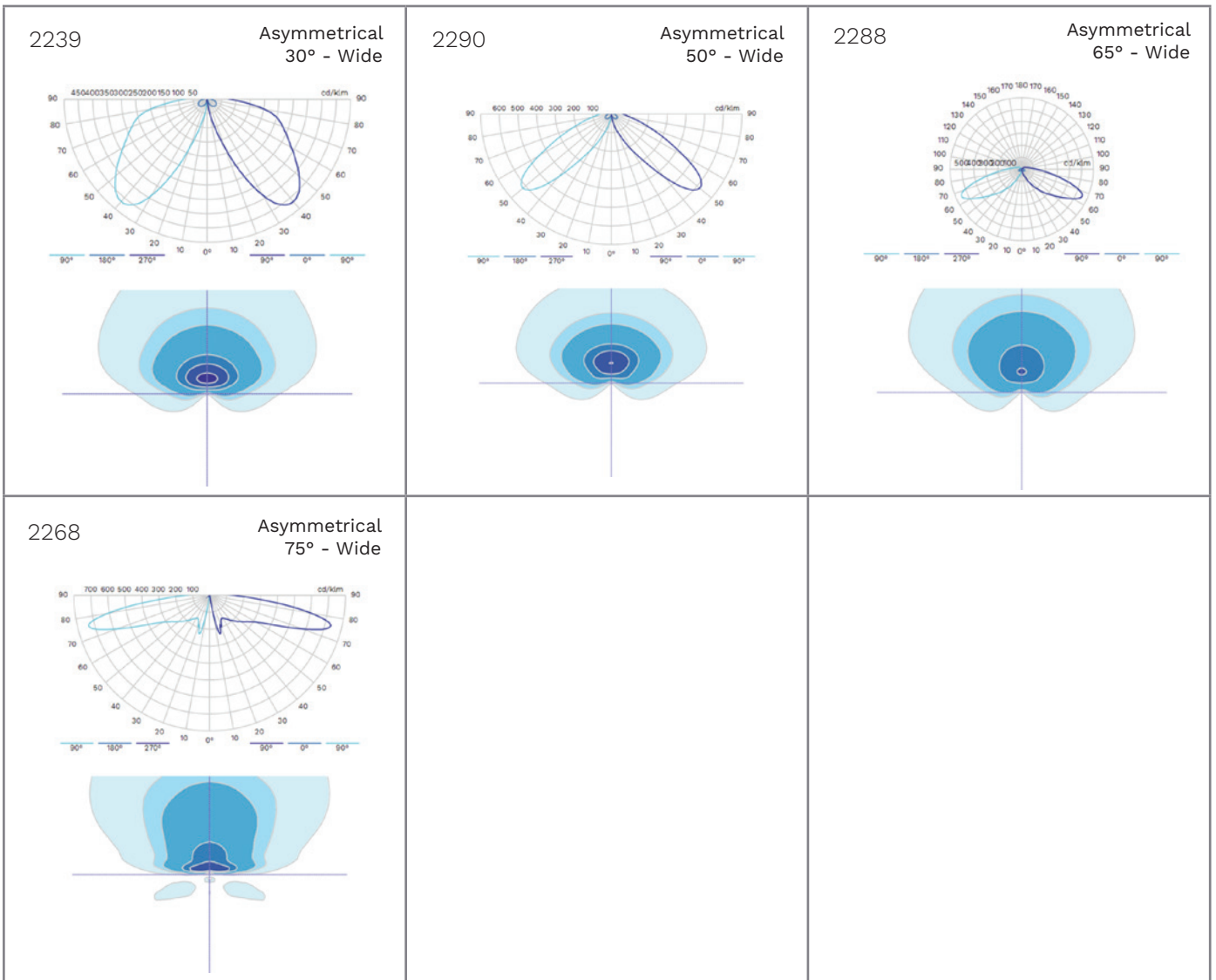
All configurations	100,000h - L95
--------------------	----------------

SHUFFLE 180 LGT | PERFORMANCE

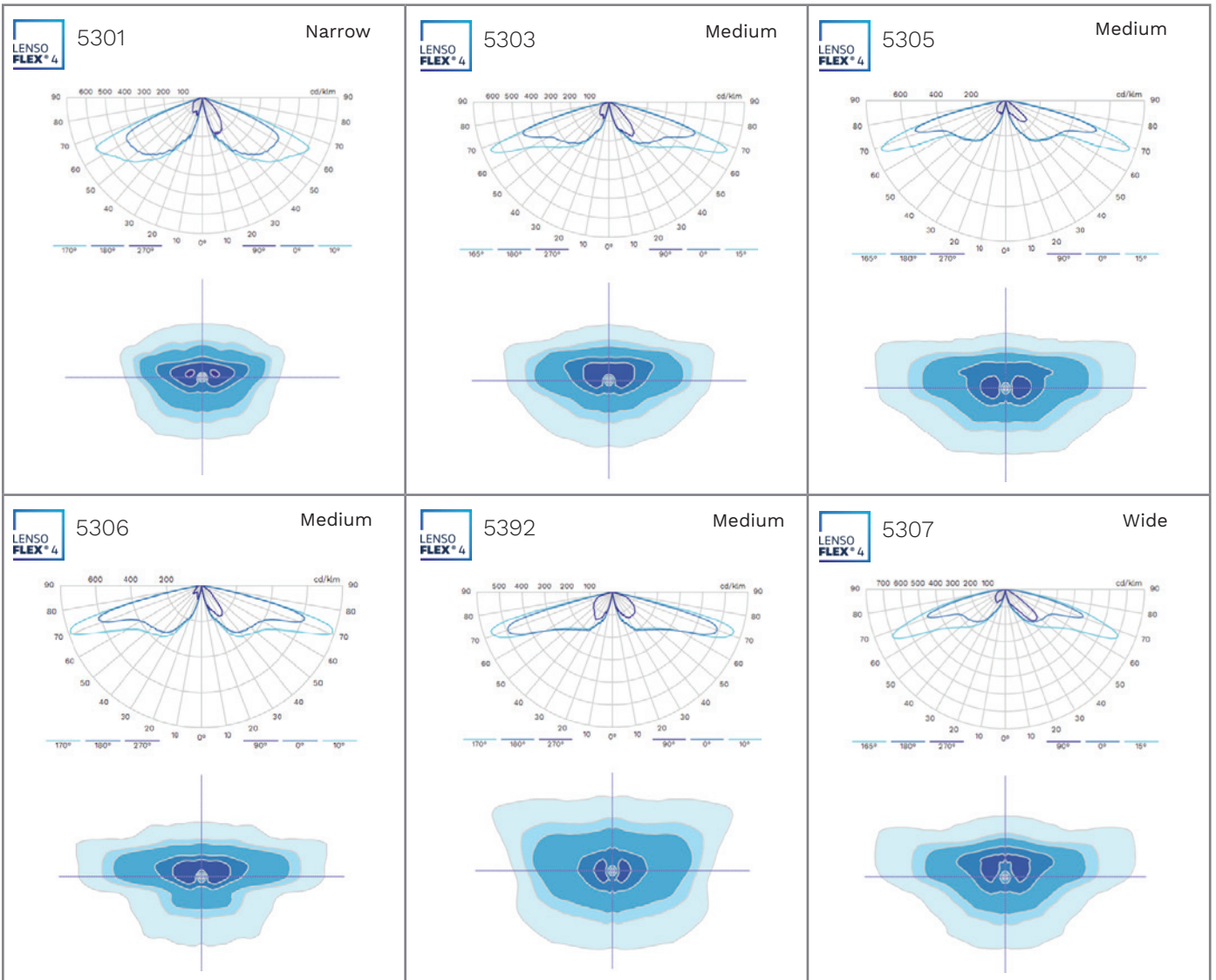
	Number of LEDs	Luminaire output flux (lm) Warm White 830		Luminaire output flux (lm) Neutral White 740		Luminaire output flux (lm) Warm White 730		Luminaire output flux (lm) Warm White 727		Power consumption (W)		Luminaire efficacy (lm/W)	Photometry
		Min	Max	Min	Max	Min	Max	Min	Max	Min	Max	Up to	
SHUFFLE 180 LGT Reflector	24	2700	5700	3000	6200	2900	6000	2600	5500	29	57	121	
SHUFFLE 180 LGT LensoFlex®	20	2200	5100	4200	5600	2300	5500	2100	5000	25	34	127	
SHUFFLE 180 LGT Spot	20	2500	4800	2700	5200	2700	5100	2400	4600	25	48	118	

Tolerance on LED flux is ± 7% and on total luminaire power ± 5 %

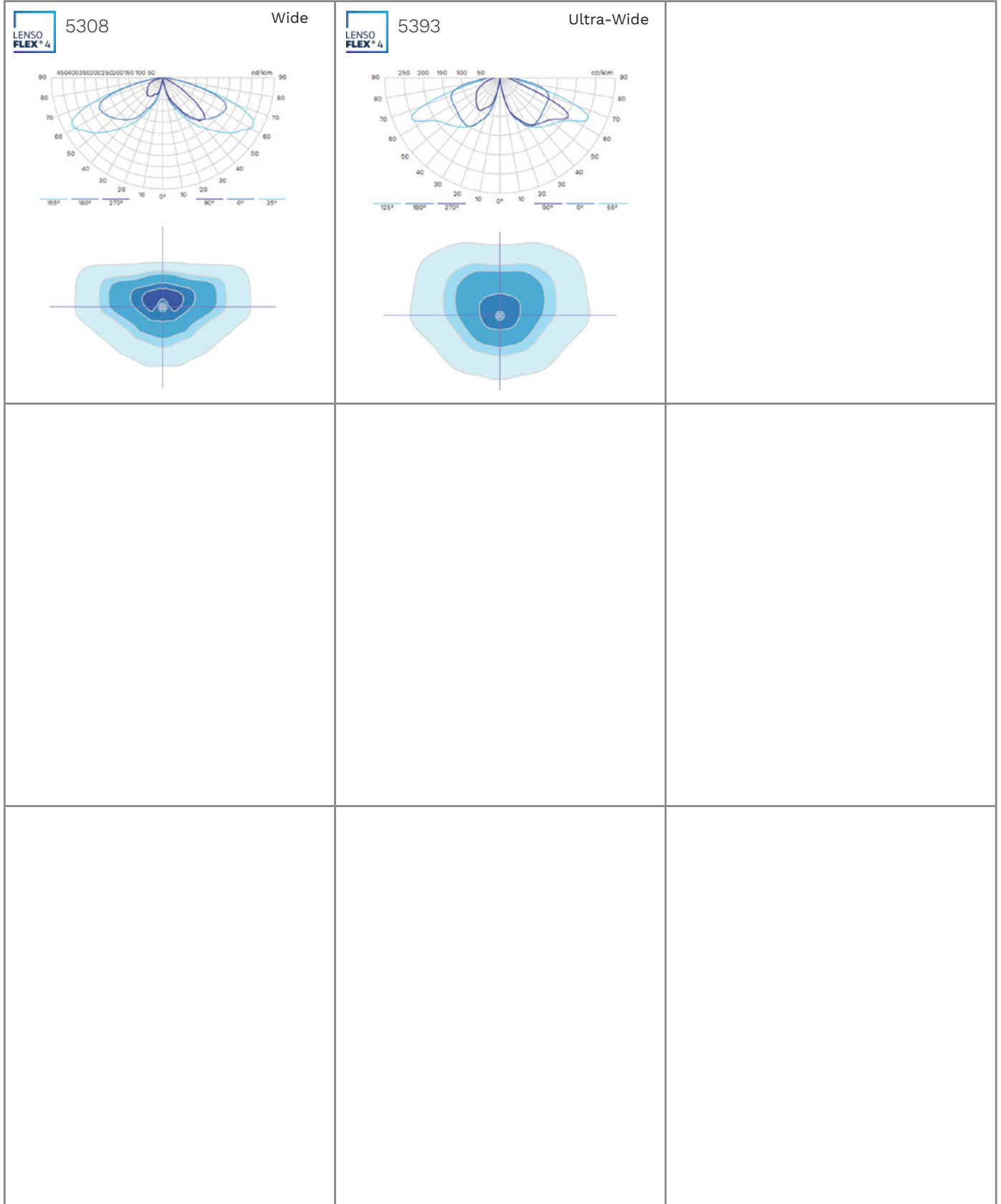
SHUFFLE 180 LGT - REFLECTOR | LIGHT DISTRIBUTIONS



SHUFFLE 180 LGT - LENSOFLEX® | LIGHT DISTRIBUTIONS



SHUFFLE 180 LGT - LENSOFLEX® | LIGHT DISTRIBUTIONS



SHUFFLE 180 LGT - SPOT | LIGHT DISTRIBUTIONS

